


Parrot Taming and Training for Beginners: A Comprehensive Guide to Bonding with Your Feathered Friend

Embark on an extraordinary journey into the world of parrot companionship with our comprehensive guide to taming and training these captivating creatures. Whether you're a novice bird owner or an experienced handler, this article will equip you with the knowledge and techniques necessary to build a strong bond with your feathered friend.



Parrot Taming and Training for Beginners by Debbie Noble

★★★★☆ 4.2 out of 5

Language : English
File size : 705 KB
Text-to-Speech : Enabled
Enhanced typesetting : Enabled
Print length : 43 pages
Lending : Enabled
Screen Reader : Supported



Chapter 1: Establishing Trust and Understanding

The foundation of a successful parrot training experience lies in establishing a relationship built on trust and mutual respect. Here's how:

- **Be patient and gentle:** Parrots have sensitive personalities and require time and patience to adjust to their new surroundings. Approach them slowly and calmly, avoiding sudden movements or loud noises.

- **Provide a safe and comfortable environment:** Ensure your parrot's cage is spacious, clean, and adorned with stimulating toys. A stable and predictable routine will help your parrot feel secure and at ease.
- **Spend quality time:** Dedicate time each day to interact with your parrot outside its cage. Talk to it in a soothing voice, offer treats, and engage in playful activities to foster a positive bond.

Chapter 2: Step-by-Step Taming Techniques

With trust established, it's time to embark on the taming process. Follow these gradual steps:

- **Target training:** Use a treat or reward to guide your parrot's head towards a specific object or target. This exercise teaches them to follow your hand movements and builds their focus.
- **Stepping up:** Encourage your parrot to step onto your finger or a perch by offering a treat as a reward. Be patient and repeat the process multiple times until your parrot becomes comfortable with the command "step up."
- **Free flight:** Once your parrot is comfortable stepping up, gradually introduce them to supervised free flight within a safe and enclosed area. This promotes exercise and strengthens the bond between you and your feathered friend.

Chapter 3: Training for Fun and Enrichment

Beyond taming, training can provide your parrot with mental and physical stimulation. Here are some fun and rewarding tricks you can teach your parrot:

- **Speak:** With patience and repetition, you can teach your parrot to mimic words and phrases. Start with simple commands and gradually increase the complexity.
- **Sing:** Some parrots have the ability to learn and sing melodies. Choose a simple tune and whistle or sing it repeatedly to your parrot. With time, they may surprise you by vocalizing the melody.
- **Fetch:** Turn playtime into training by teaching your parrot to fetch small objects. Start with nearby items and gradually increase the distance, providing treats as rewards.

Chapter 4: Troubleshooting Common Challenges

Training parrots can sometimes encounter challenges. Here are solutions to common obstacles:

- **Aggression:** If your parrot exhibits aggressive behavior, such as biting or lunging, seek professional help from a veterinarian or avian behaviorist. Aggression can be caused by fear, illness, or other underlying issues.
- **Lack of progress:** If your parrot isn't responding as expected, be patient and persistent. Maintain a positive and rewarding training environment, and adjust your approach based on your parrot's individual needs.
- **Excessive noise:** Parrots are naturally vocal creatures, but excessive screaming can be disruptive. Provide your parrot with plenty of mental and physical stimulation to reduce boredom, which can lead to excessive vocalization.

Chapter 5: Advanced Training and Enrichment

Once you have mastered the basics, you can explore advanced training and enrichment activities to keep your parrot engaged and challenged:


- **Clicker training:** Use a clicker device to mark desired behaviors and reward your parrot with treats. This technique can be used to teach complex tricks and behaviors.
- **Problem-solving exercises:** Hide treats or toys and encourage your parrot to find them. This activity stimulates their intelligence and provides mental enrichment.
- **Foraging toys:** Provide your parrot with toys that mimic natural foraging behaviors, such as puzzle feeders or foraging boards. These toys encourage mental and physical activity.

: A Bond that Lasts a Lifetime

Taming and training your parrot is a rewarding journey that deepens the bond between you and your feathered friend. With patience, consistency, and love, you can create a fulfilling life for your parrot while enriching your own. May this guide be a valuable resource as you embark on this extraordinary adventure together.

Additional Resources:

- Parrot Training: A Comprehensive Guide
- Taming a Parrot: The Ultimate Guide
- Parrot Taming and Training for Beginners: A Comprehensive Guide to Bonding with Your Feathered Friend




Parrot Taming and Training for Beginners by Debbie Noble

★★★★☆ 4.2 out of 5

Language : English
File size : 705 KB
Text-to-Speech : Enabled
Enhanced typesetting : Enabled
Print length : 43 pages
Lending : Enabled
Screen Reader : Supported

FREE

DOWNLOAD E-BOOK



Empowering School-Based Professionals: A Comprehensive Guide to Transformational Practice

: The Role of School-Based Professionals in Shaping Educational Excellence As the heart of the education system, school-based professionals play a pivotal role in shaping...



The Gentleman from San Francisco and Other Stories: A Captivating Collection by Ivan Bunin

About the Book Step into the literary realm of Ivan Bunin, Nobel Prize-winning author, and immerse yourself in...

