


Simple Rules for Writing Country Hit Songs: The Ultimate Guide to Crafting Chart-Topping Melodies



Writing Country Songs: Simple Rules For Writing A Country Hit: Country Music by M. Owen Lee

★★★★★ 5 out of 5

Language : English
File size : 10517 KB
Text-to-Speech : Enabled
Screen Reader : Supported
Enhanced typesetting : Enabled
Print length : 149 pages
Lending : Enabled



: The Essence of Country Hits

Country music, a genre deeply rooted in storytelling and emotion, has captured the hearts of millions worldwide. Its timeless charm lies in the ability to connect with listeners on a personal level, evoking memories, and stirring raw emotions.

Writing a country hit is an art form that requires a unique blend of storytelling prowess, musical knowledge, and an understanding of the genre's nuances. This guide will provide you with the essential tools and insights to write songs that captivate audiences and climb the charts.

Chapter 1: The Power of Storytelling

At the core of every great country song lies a compelling story. Whether it's a tale of love, heartbreak, or the struggles of everyday life, your lyrics must transport listeners on an emotional journey.

Crafting Relatable Characters

- Create characters that listeners can connect with on a personal level.
- Develop their backstories, motivations, and relationships.
- Use vivid language to paint a picture in the listener's mind.

Developing a Strong Plot

- Establish a clear conflict or problem at the beginning of the song.
- Build tension and suspense as the story progresses.
- Provide a satisfying resolution or catharsis at the end.

Chapter 2: Mastering the Melody

The melody is the backbone of a country song, carrying the emotion and message to the listener's ears. It should be memorable, singable, and in keeping with the genre's traditions.

Creating Catchy Melodies

- Start with a strong hook that grabs the listener's attention.
- Use simple and repetitive melodies that are easy to remember.
- Experiment with different intervals and rhythms to create interest.

Fitting Lyrics to Melody

- Craft lyrics that naturally flow with the melody.

- Avoid forcing words or syllables into the music.
- Use vocal techniques like vibrato and melisma to add expression and emotion.

Chapter 3: Embracing Country Music Structure

Country songs typically follow a standard structure that provides a framework for storytelling and musical progression.

The Verse-Chorus-Bridge Format

- Verse: Introduces the story, characters, and conflict.
- Chorus: The emotional heart of the song, containing the main message or hook.
- Bridge: Provides a contrast or shift in perspective.

Extended Verses and Instrumental Breaks

- Use extended verses to develop the story and characters further.
- Incorporate instrumental breaks to create a sense of anticipation or release.
- Ensure that the structure serves the song's overall narrative and emotional impact.

Chapter 4: The Nuances of Country Lyrics

Country lyrics are known for their rich imagery, colloquialisms, and heartfelt language. Crafting lyrics that resonate with the genre requires a deep understanding of its traditions and themes.

Using Figurative Language and Storytelling

- Employ metaphors, similes, and other figures of speech to create vivid imagery.
- Tell stories that connect with universal themes of love, loss, and redemption.
- Avoid clichés and strive for originality in your lyrics.

Incorporating Country Music Themes

- Explore themes of love, heartbreak, family, nature, and the working class.
- Use colloquialisms and everyday language to create authenticity.
- Write songs that reflect the values, struggles, and experiences of rural America.

Chapter 5: Refining Your Skills

Becoming a skilled country songwriter takes practice, dedication, and a willingness to hone your craft. Follow these tips to improve your songwriting abilities.

Write Regularly and Seek Feedback

- Set aside time for writing and stick to it.
- Share your songs with others and ask for honest feedback.
- Be open to criticism and use it to grow as a songwriter.

Study Great Country Songs

- Listen to classic country songs and analyze their structure, melodies, and lyrics.

- Identify the elements that make them effective and incorporate them into your own writing.
- Learn from the songwriting techniques of successful country artists.


Collaborate with Others

- Partner with other songwriters to gain new perspectives and ideas.
- Co-writing can help you break out of your comfort zone and explore different styles.
- Sharing your work with others can foster creativity and lead to unexpected results.

: Embark on Your Country Hit-Writing Journey

Writing country hits is a rewarding and fulfilling endeavor that requires a blend of talent, dedication, and understanding of the genre's traditions. By embracing the principles outlined in this guide, you can unlock your songwriting potential and create songs that captivate audiences, climb the charts, and make a lasting impact on the world of country music.

Remember, practice, persistence, and a deep love for the genre are the keys to success. So pick up your guitar, pen down your stories, and let the music flow. The road to writing unforgettable country hits begins with you.



Writing Country Songs: Simple Rules For Writing A Country Hit: Country Music by M. Owen Lee

★★★★★ 5 out of 5


Language : English
File size : 10517 KB
Text-to-Speech : Enabled
Screen Reader : Supported
Enhanced typesetting : Enabled
Print length : 149 pages

Lending

: Enabled


FREE

DOWNLOAD E-BOOK



Empowering School-Based Professionals: A Comprehensive Guide to Transformational Practice

: The Role of School-Based Professionals in Shaping Educational Excellence As the heart of the education system, school-based professionals play a pivotal role in shaping...



The Gentleman from San Francisco and Other Stories: A Captivating Collection by Ivan Bunin

About the Book Step into the literary realm of Ivan Bunin, Nobel Prize-winning author, and immerse yourself in...