


# The Ultimate Guide to Fretboard Mastery: Embark on a Journey of Discovery with "The Guitar Fretwork Compendium Part 1"

Are you ready to unlock the hidden potential of your guitar playing? Embark on a transformative journey with "The Guitar Fretwork Compendium Part 1," an indispensable guide to mastering the fretboard.



## The Guitar Fretwork Compendium Part I: Major and Minor Triad Shapes by Derek Fox

★★★★☆ 4.6 out of 5

Language : English  
File size : 3565 KB  
Text-to-Speech : Enabled  
Enhanced typesetting : Enabled  
Word Wise : Enabled  
Screen Reader : Supported  
Print length : 70 pages

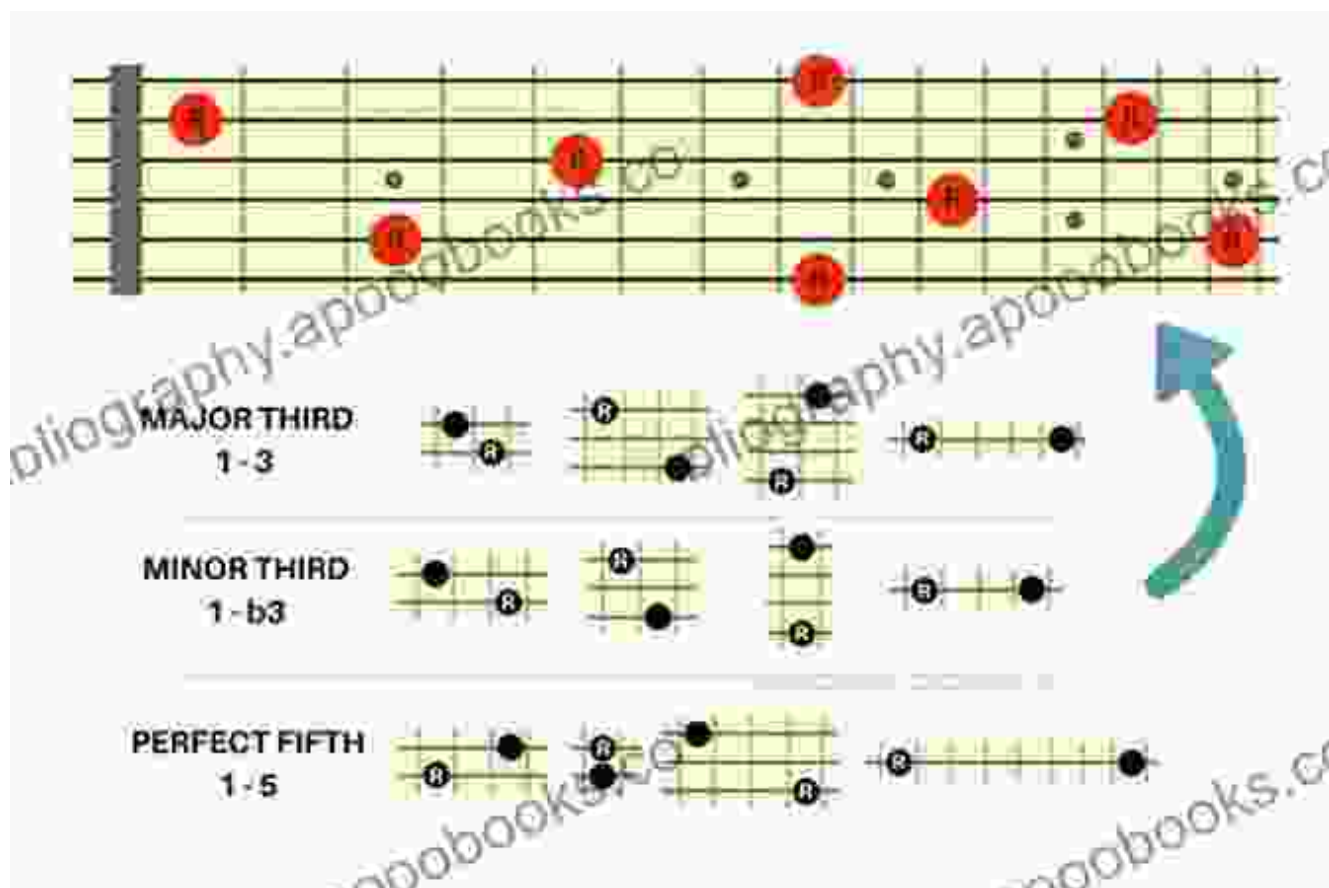


This comprehensive compendium is not just another book; it's a treasure trove of knowledge and practical insights that will revolutionize your understanding of the guitar. With meticulous detail and engaging explanations, author [Author's Name] unravels the complexities of the fretboard, empowering you to navigate its vast expanse with confidence.

### Chapter 1: Foundation of Fretboard Theory

In this foundational chapter, you'll lay the cornerstone for your fretboard mastery. Delve into the fundamentals of music theory, including scales,

intervals, and chords. These building blocks will provide the framework for understanding the fretboard's intricate layout.



## Chapter 2: Unraveling the Fretboard's Topography

Prepare to map out the fretboard's vast landscape. This chapter guides you through the different sections, including the nut, frets, and inlays. You'll learn the significance of each area and how to navigate them effectively.



## MAJOR SCALE SHAPES

F MAJOR

● Root note.  
● Scale note.

● Starting the scale from here starts the **MINOR** scale for whatever note you started on.  
● Starting the scale from here starts the **MAJOR** scale for whatever note you started on.

**The only pattern you need to memorize.**

\* Remember: The pattern stays the exact same, whether you are playing a **Major** or **Minor** scale. The only difference is what part of the scale to start on. This is outlined in the top right. The tricky part is always remembering that, when ascending the pattern from low E string to high E string, the pattern shifts up one fret when you reach the B string. The opposite is true when descending from high E string to low E string; the pattern shifts down one fret when you reach the B string.

## Chapter 4: Chord Constructions and Voicings

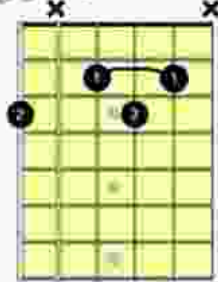
Chords are the harmonic foundation of any song, and this chapter provides a comprehensive exploration of their construction. Learn the different types of chords, including major, minor, seventh, and extended chords. You'll also discover various voicings, allowing you to create rich and expressive harmonies.

## The diminished chord relay 7

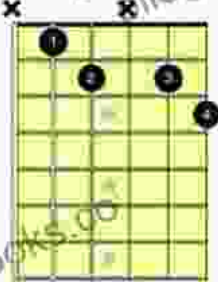
Here is the second set of the "Diminished Chord Relay," based on Joe Satriani's original version. This is a workout for the chord forms using non-adjacent strings.

Again, work through the chords in order, damping the strings between changes, then take it up a fret and repeat, working your way up the fretboard as high as you can go.

1. String set 6-4-3-2



2. String set 5-4-2-1



3. String set 6-5-4-2



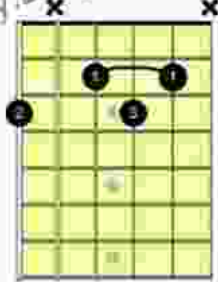
4. String set 5-4-3-1



5. String set 5-3-2-1



6. String set 6-4-3-2



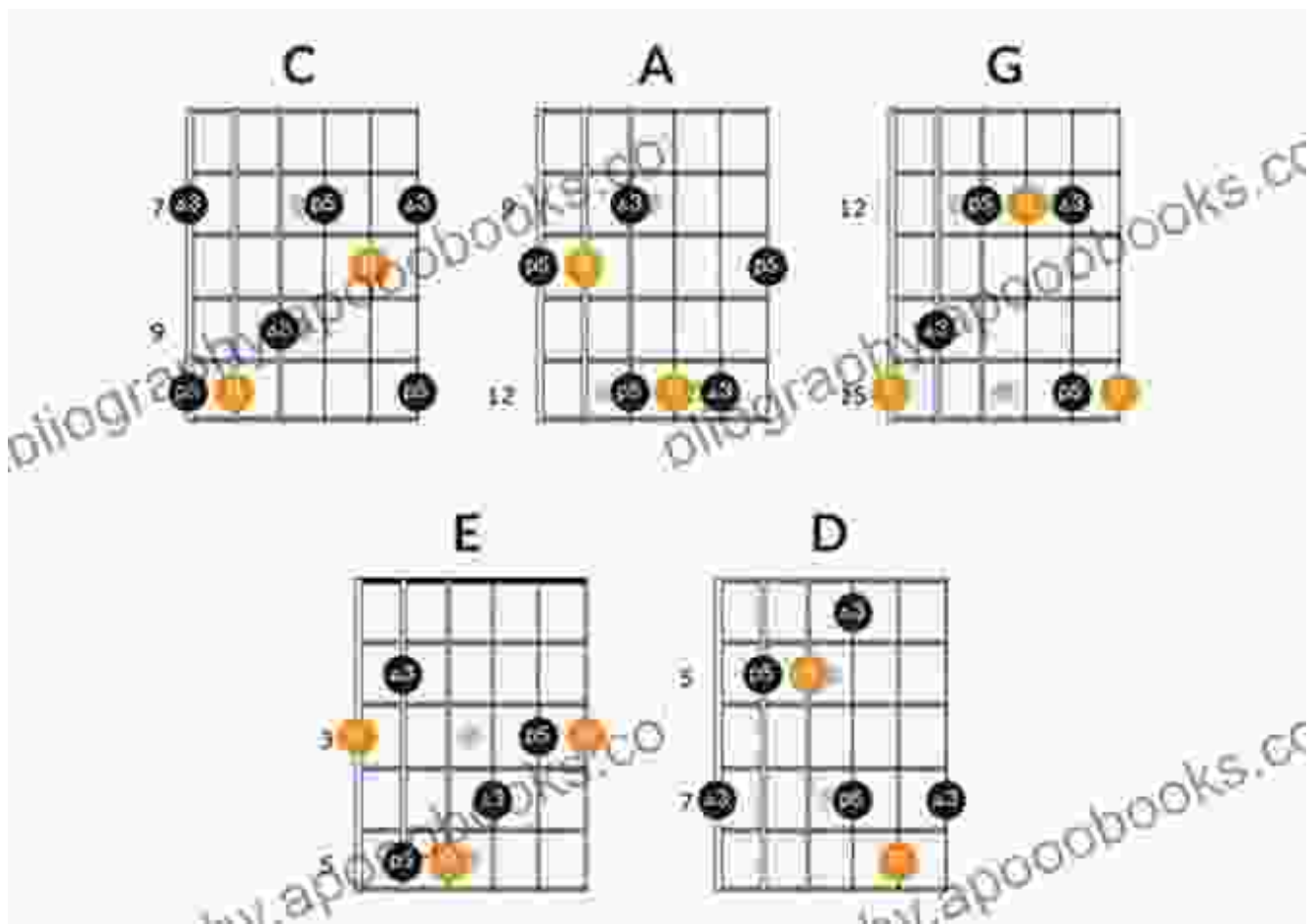
Come up with your own variations on both exercises. For example, the one above can be played in reverse order; you can start high up the fretboard and work down; you can pick the strings individually instead of strumming etc. But don't start doing this until the basics are really solid.

Unlock the secrets of chord constructions and voicings, expanding your harmonic vocabulary.

## Chapter 5: Advanced Techniques and Applications

Once you've mastered the basics, it's time to venture into the realm of advanced techniques. This chapter covers topics such as fretboard


visualization, arpeggios, and chord substitutions. These skills will elevate your playing to new heights, enabling you to express yourself with greater complexity and versatility.



"The Guitar Fretwork Compendium Part 1" is more than just a book; it's a transformative guide that will empower you to conquer the guitar fretboard. With its clear explanations, practical exercises, and comprehensive coverage, this compendium will become your constant companion on your musical journey.

Whether you're a beginner looking to unlock the mysteries of the fretboard or an experienced player seeking to refine your skills, "The Guitar Fretwork


Compendium Part 1" is the ultimate resource. Get your copy today and embark on a path to fretboard mastery!



## The Guitar Fretwork Compendium Part I: Major and Minor Triad Shapes by Derek Fox


★★★★☆ 4.6 out of 5

Language : English  
File size : 3565 KB  
Text-to-Speech : Enabled  
Enhanced typesetting : Enabled  
Word Wise : Enabled  
Screen Reader : Supported  
Print length : 70 pages



## Empowering School-Based Professionals: A Comprehensive Guide to Transformational Practice

: The Role of School-Based Professionals in Shaping Educational Excellence As the heart of the education system, school-based professionals play a pivotal role in shaping...



## **The Gentleman from San Francisco and Other Stories: A Captivating Collection by Ivan Bunin**

About the Book Step into the literary realm of Ivan Bunin, Nobel Prize-winning author, and immerse yourself in...