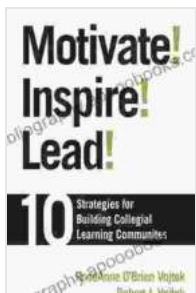


Unlock Your Classroom's Potential: 10 Proven Strategies for Building Collegial Learning Communities

In today's competitive educational landscape, fostering a collaborative and supportive learning environment is more important than ever before. A collegial learning community (CLC) is one in which students, faculty, and staff work together to create a shared vision for learning and create a supportive environment where everyone can thrive.

Research has shown that CLCs can have a multitude of benefits for students, including:



Motivate! Inspire! Lead!: 10 Strategies for Building Collegial Learning Communities by Zorana Ercegovac

★★★★★ 5 out of 5

Language : English
File size : 6852 KB
Text-to-Speech : Enabled
Screen Reader : Supported
Enhanced typesetting : Enabled
Word Wise : Enabled
Print length : 576 pages



*

- Improved academic performance

*

- Increased motivation and engagement

*

- Enhanced critical thinking and problem-solving skills

*

- Greater development of social and emotional skills

Building a CLC is not always easy, but it is certainly possible. In this article, we will explore 10 strategies that you can use to create a more collaborative and supportive learning environment in your classroom.

1. Establish a Shared Vision for Learning

The first step in building a CLC is to establish a shared vision for learning. This means that you and your students should agree on what you want to achieve in the classroom. What are your goals for the semester? What do you want your students to learn? Once you have a shared vision, you can begin to develop strategies to achieve it.

2. Create a Supportive Environment

A CLC is a place where everyone feels welcome and respected. This means that you need to create a classroom environment where students feel comfortable taking risks and sharing ideas. You can do this by:

*

- Being respectful of all students, regardless of their background or abilities.

*

- Encouraging students to ask questions and share their thoughts.

*

- Providing opportunities for students to collaborate with each other.

*

- Celebrating student successes.

3. Encourage Active Learning

Active learning is a teaching method that encourages students to take an active role in their learning. This can be done through a variety of methods, such as:

*

- Group discussions

*

- Role-playing

*

- Simulations

*

- Case studies

Active learning helps students to develop critical thinking skills, problem-solving skills, and communication skills.

4. Use Technology to Enhance Collaboration

Technology can be a powerful tool for enhancing collaboration in the classroom. There are a number of different tools that you can use to facilitate online discussions, group projects, and other collaborative activities.

Some of the most popular tools for educational collaboration include:

*

- Google Classroom

*

- Microsoft Teams

*

- Zoom

*

- Edmodo

5. Build Relationships with Students

Building relationships with students is essential for creating a CLC. When students feel like they know and trust you, they are more likely to be engaged and motivated in class. You can build relationships with students by:

*

- Getting to know them outside of class.

*

- Being responsive to their needs.

*

- Showing them that you care about their success.

6. Encourage Student Leadership

Student leadership is a powerful way to promote collaboration in the classroom. When students are given the opportunity to lead, they develop important skills such as:

*

- Communication skills

*

- Critical thinking skills

*

- Problem-solving skills

*

- Leadership skills

You can encourage student leadership by:

*

- Giving students opportunities to lead group discussions.

*

- Assigning students leadership roles in group projects.

*

- Creating opportunities for students to present their work to the class.

7. Celebrate Diversity

Diversity is a valuable asset in any learning environment. When students from different backgrounds come together, they bring a wealth of different perspectives and experiences to the classroom. This can lead to richer discussions and more innovative thinking.

You can celebrate diversity in your classroom by:

*

- Being inclusive of all students.

*

- Encouraging students to share their different perspectives.

*

- Creating opportunities for students to learn about different cultures.

8. Be Flexible

Things don't always go according to plan in the classroom. There will be times when you need to be flexible and adapt to the needs of your students. Be willing to adjust your lesson plans and activities as needed.


9. Be Patient

Building a CLC takes time and effort. Don't get discouraged if you don't see results immediately. Just keep at it and you will eventually see a difference.

10. Seek Support

If you are struggling to build a CLC, don't be afraid to seek support from your colleagues, administrators, or other resources. There are many people who can help you create a more collaborative and supportive learning environment in your classroom.


Building a collegial learning community is not always easy, but it is certainly possible. By following the strategies outlined in this article, you can create a classroom environment where everyone feels welcome, respected, and challenged. In a CLC, students are more likely to be engaged and motivated, and they will achieve greater academic success.



Motivate! Inspire! Lead!: 10 Strategies for Building Collegial Learning Communities by Zorana Ercegovac

★★★★★ 5 out of 5

Language : English
File size : 6852 KB
Text-to-Speech : Enabled
Screen Reader : Supported
Enhanced typesetting : Enabled
Word Wise : Enabled
Print length : 576 pages



Empowering School-Based Professionals: A Comprehensive Guide to Transformational Practice

: The Role of School-Based Professionals in Shaping Educational Excellence As the heart of the education system, school-based professionals play a pivotal role in shaping...



The Gentleman from San Francisco and Other Stories: A Captivating Collection by Ivan Bunin

About the Book Step into the literary realm of Ivan Bunin, Nobel Prize-winning author, and immerse yourself in...

